

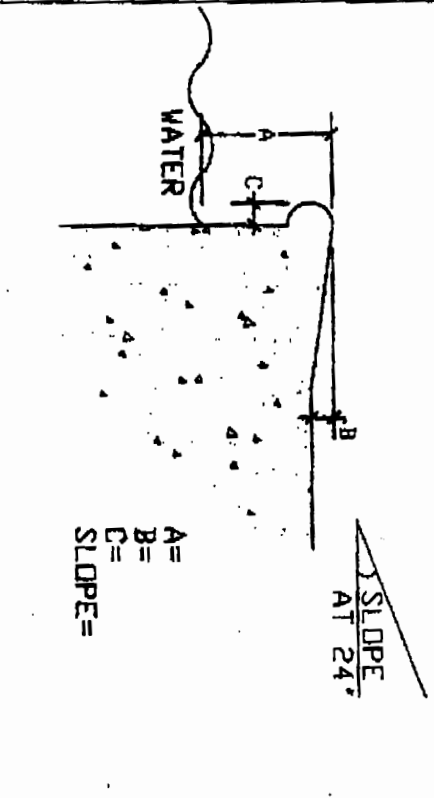
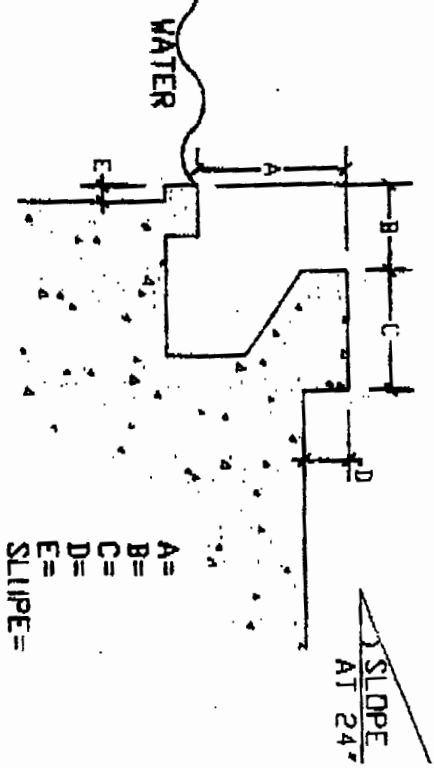
*Disabled Access*

**TYPE 1** IN WALL GUTTER

**GUTTER PROFILE**

BULL NOSE COPING

**TYPE 2**

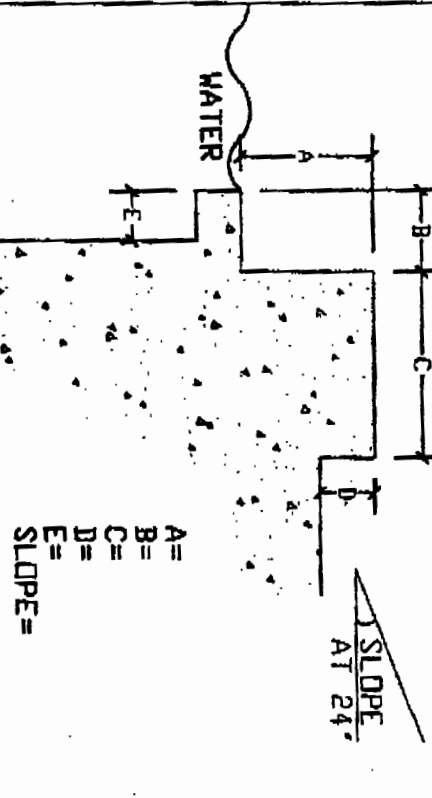
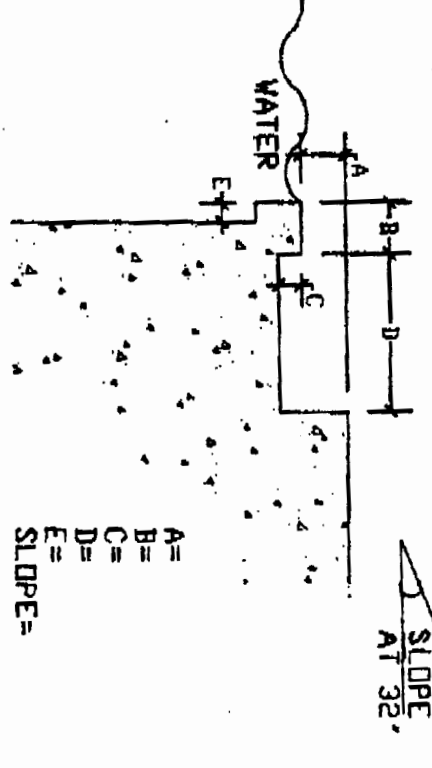


FAILURE TO TAKE ACCURATE MEASUREMENTS MAY LEAD TO ADDITIONAL CHARGES UPON INSTALLATION OF THE PRODUCT

**TYPE 3** THROUGH GUTTER

HAUNCH AROUND POOL

**TYPE 4**



YOU WILL NEED A CARPENTERS LEVEL TO MEASURE THE SLOPE. LAY THE CARPENTERS LEVEL FROM THE EDGE OF THE POOL WALL, BACK THE INDICATED DISTANCE. LIFT THE LEVEL UP OFF THE DECK UNTIL THE BUBBLE READS LEVEL AND THEN MEASURE THE GAP BETWEEN THE LEVEL AND THE DECK AT THE INDICATED MARK. PLEASE CALL US AT 1-800-776-5309 IF YOU HAVE ANY QUESTIONS. (NOTE, PLEASE INDICATE WHERE YOUR MEASUREMENT WAS TAKEN FROM IF NOT TAKEN FROM EDGE OF POOL WALL)